

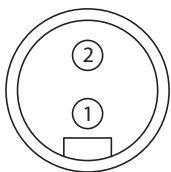


MIN Series Size I Cordsets

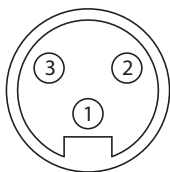
MIN Series Size I Cordsets

Cordsets 2-12

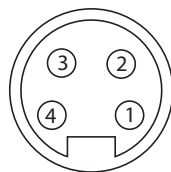
Accessories 13-15



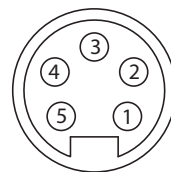
2 Pole



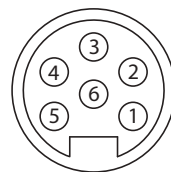
3 Pole



4 Pole



5 Pole



6 Pole



MIN Series Size I Cordsets

North American Color Code ❖ PVC Cable ❖ 18 AWG 300V Plugs

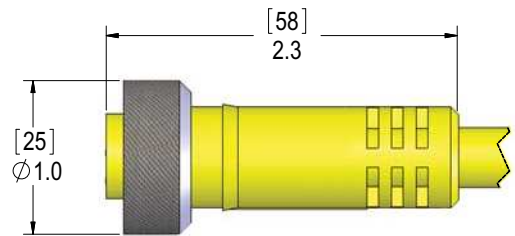
MIN Series Size I Cordsets

Face View of Male	# of Poles	Color Code	Wire AWG Rating	Length	Female Plugs		Male Plugs	
					Straight	Right Angle	Straight	Right Angle
	3	1-Green/Yellow 2-Black 3-White	18 300V 10A	3 FT 6 FT 12 FT 20 FT 30 FT	MIN-3FPX-3 MIN-3FPX-6 MIN-3FPX-12 MIN-3FPX-20 MIN-3FPX-30	MIN-3FPX-3-R MIN-3FPX-6-R MIN-3FPX-12-R MIN-3FPX-20-R MIN-3FPX-30-R	MIN-3MPX-3 MIN-3MPX-6 MIN-3MPX-12 MIN-3MPX-20 MIN-3MPX-30	MIN-3MPX-3-R MIN-3MPX-6-R MIN-3MPX-12-R MIN-3MPX-20-R MIN-3MPX-30-R
	5	1-White 2-Red 3-Green/Yellow 4-Orange 5-Black	18 300V 5.5A	3 FT 6 FT 12 FT 20 FT 30 FT	MIN-5FPX-3 MIN-5FPX-6 MIN-5FPX-12 MIN-5FPX-20 MIN-5FPX-30	MIN-5FPX-3-R MIN-5FPX-6-R MIN-5FPX-12-R MIN-5FPX-20-R MIN-5FPX-30-R	MIN-5MPX-3 MIN-5MPX-6 MIN-5MPX-12 MIN-5MPX-20 MIN-5MPX-30	MIN-5MPX-3-R MIN-5MPX-6-R MIN-5MPX-12-R MIN-5MPX-20-R MIN-5MPX-30-R
	6	1-White 2-Red 3-Green/Yellow 4-Orange 5-Black 6-Blue	18 300V 5.5A	3 FT 6 FT 12 FT 20 FT 30 FT	MIN-6FPX-3 MIN-6FPX-6 MIN-6FPX-12 MIN-6FPX-20 MIN-6FPX-30	MIN-6FPX-3-R MIN-6FPX-6-R MIN-6FPX-12-R MIN-6FPX-20-R MIN-6FPX-30-R	MIN-6MPX-3 MIN-6MPX-6 MIN-6MPX-12 MIN-6MPX-20 MIN-6MPX-30	MIN-6MPX-3-R MIN-6MPX-6-R MIN-6MPX-12-R MIN-6MPX-20-R MIN-6MPX-30-R

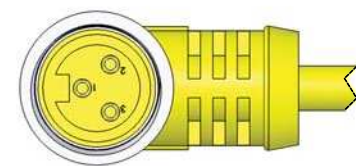
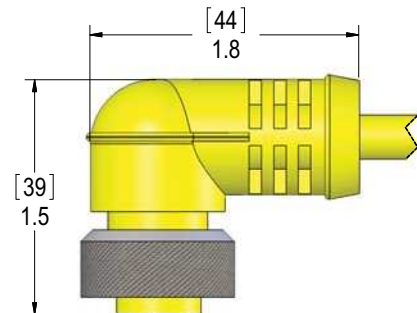
For Stainless Steel or Nylon coupling nut on straight cordsets, add a “-SS” suffix for Stainless or “-N” for Nylon (e.g. MIN-3FPX-6 becomes MIN-3FPX-6-SS). Please consult the factory for stainless steel or nylon right angle cordsets.

Specifications:

- Body: Oil Resistant Yellow PVC
- Contacts: Copper Alloy with Gold Plating
- Coupling Nut: Clear Anodized Aluminum
- Cable: Oil Resistant Yellow PVC Jacket,
Rated at 300V, 105°C, Non-Wicking,
Non-Hygroscopic, AWM Style 2661 or SJTOOW
- Conductors: 18 AWG Bare Copper, PVC Insulated
- Temperature: -40°C to +105°C (-40°F to +221°F)
- Protection: IP 67
- Approvals: U.S.: UL Recognized
Canada: C-UL Recognized



Straight Plug



Right Angle Female Plug

MIN Series Size I Cordsets

European Color Code ❖ PVC Cable ❖ 18 AWG 300V Plugs

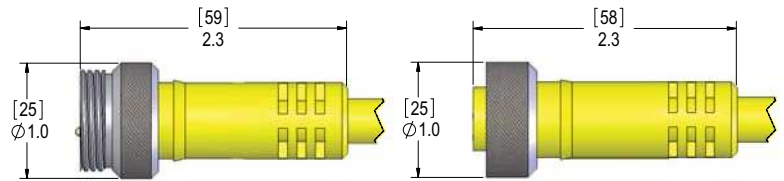


Face View of Male	# of Poles	Color Code	Wire AWG Rating	Length	Female Plugs		Male Plugs
					Straight	Right Angle	Straight
	3	1-Black 2-Brown 3-Blue	18 300V 8A	1 M	MINC-3FPX-1M	MINC-3FPX-1M-R	MINC-3MPX-1M
2 M				MINC-3FPX-2M	MINC-3FPX-2M-R	MINC-3MPX-2M	
4 M				MINC-3FPX-4M	MINC-3FPX-4M-R	MINC-3MPX-4M	
6 M				MINC-3FPX-6M	MINC-3FPX-6M-R	MINC-3MPX-6M	
10 M				MINC-3FPX-10M	MINC-3FPX-10M-R	MINC-3MPX-10M	
	3	1-Green/Yellow 2-Brown 3-Blue	18 300V 10A	1 M	MINE-3FPX-1M	MINE-3FPX-1M-R	MINE-3MPX-1M
2 M				MINE-3FPX-2M	MINE-3FPX-2M-R	MINE-3MPX-2M	
4 M				MINE-3FPX-4M	MINE-3FPX-4M-R	MINE-3MPX-4M	
6 M				MINE-3FPX-6M	MINE-3FPX-6M-R	MINE-3MPX-6M	
10 M				MINE-3FPX-10M	MINE-3FPX-10M-R	MINE-3MPX-10M	
	4	1-Brown 2-White 3-Blue 4-Black	18 300V 5.5A	1 M	MINC-4FPX-1M	MINC-4FPX-1M-R	MINC-4MPX-1M
2 M				MINC-4FPX-2M	MINC-4FPX-2M-R	MINC-4MPX-2M	
4 M				MINC-4FPX-4M	MINC-4FPX-4M-R	MINC-4MPX-4M	
6 M				MINC-4FPX-6M	MINC-4FPX-6M-R	MINC-4MPX-6M	
10 M				MINC-4FPX-10M	MINC-4FPX-10M-R	MINC-4MPX-10M	
	5	1-Black 2-Blue 3-Green/Yellow 4-Brown 5-White	18 300V 5.5A	1 M	MINE-5FPX-1M	MINE-5FPX-1M-R	MINE-5MPX-1M
2 M				MINE-5FPX-2M	MINE-5FPX-2M-R	MINE-5MPX-2M	
4 M				MINE-5FPX-4M	MINE-5FPX-4M-R	MINE-5MPX-4M	
6 M				MINE-5FPX-6M	MINE-5FPX-6M-R	MINE-5MPX-6M	
10 M				MINE-5FPX-10M	MINE-5FPX-10M-R	MINE-5MPX-10M	
	6	1-Green 2-White 3-Blue 4-Gray 5-Yellow 6-Brown	18 300V 5.5A	1 M	MINE-6FPX-1M	MINE-6FPX-1M-R	MINE-6MPX-1M
2 M				MINE-6FPX-2M	MINE-6FPX-2M-R	MINE-6MPX-2M	
4 M				MINE-6FPX-4M	MINE-6FPX-4M-R	MINE-6MPX-4M	
6 M				MINE-6FPX-6M	MINE-6FPX-6M-R	MINE-6MPX-6M	
10 M				MINE-6FPX-10M	MINE-6FPX-10M-R	MINE-6MPX-10M	

For Stainless Steel or Nylon coupling nut on straight female cordsets, add a "-SS" suffix for Stainless or "-N" for Nylon (e.g. MINE-3FPX-2M becomes MINE-3FPX-2M-SS). Please consult the factory for stainless steel or nylon right angle cordsets. Nylon is not available for male plugs. Please consult the factory for right angle male plugs.

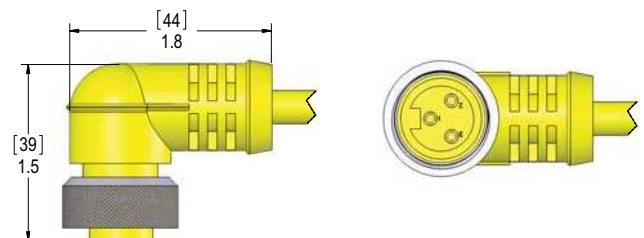
Specifications:

- Body: Oil Resistant Yellow PVC
- Contacts: Copper Alloy with Gold Plating
- Coupling Nut: Clear Anodized Aluminum
- Cable: Oil Resistant Yellow PVC Jacket, Rated at 300V, 105°C, Non-Wicking, Non-Hygroscopic, AWM Style 2661 or SJTOOW
- Conductors: 18 AWG Bare Copper, PVC Insulated
- Temperature: -40°C to +105°C (-40°F to +221°F)
- Protection: IP 67
- Approvals: U.S.: UL Recognized
Canada: C-UL Recognized



Straight Male Plug

Straight Female Plug



Right Angle Female Plug

MIN Series Size I Cordsets



MIN Series Size I Cordsets

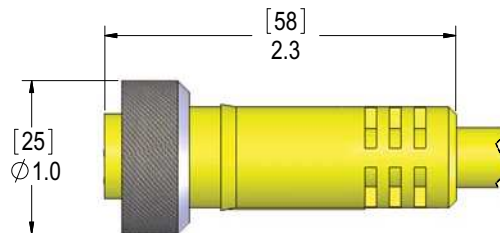
North American Color Code ❖ PVC Cable ❖ 16 AWG 600V Straight Plugs

MIN Series Size I Cordsets

Face View of Male	# of Poles	Color Code	Wire AWG Rating	Length	Female Plugs	Male Plugs
					Straight	Straight
	2	1-White 2-Black	16 600V 13A	3 FT 6 FT 12 FT 20 FT 30 FT	MIN-2FP-3 MIN-2FP-6 MIN-2FP-12 MIN-2FP-20 MIN-2FP-30	MIN-2MP-3 MIN-2MP-6 MIN-2MP-12 MIN-2MP-20 MIN-2MP-30
	3	1-Green/Yellow 2-Black 3-White	16 600V 13A	3 FT 6 FT 12 FT 20 FT 30 FT	MIN-3FP-3 * MIN-3FP-6 * MIN-3FP-12 * MIN-3FP-20 MIN-3FP-30	MIN-3MP-3 MIN-3MP-6 MIN-3MP-12 MIN-3MP-20 MIN-3MP-30
	4	1-Black 2-White 3-Red 4-Green/Yellow	16 600V 10A	3 FT 6 FT 12 FT 20 FT 30 FT	MIN-4FP-3 MIN-4FP-6 MIN-4FP-12 MIN-4FP-20 MIN-4FP-30	MIN-4MP-3 MIN-4MP-6 MIN-4MP-12 MIN-4MP-20 MIN-4MP-30
	5	1-White 2-Red 3-Green/Yellow 4-Orange 5-Black	16 600V 8A	3 FT 6 FT 12 FT 20 FT 30 FT	MIN-5FP-3 * MIN-5FP-6 * MIN-5FP-12 * MIN-5FP-20 MIN-5FP-30	MIN-5MP-3 MIN-5MP-6 MIN-5MP-12 MIN-5MP-20 MIN-5MP-30
	5	1-Black 2-Blue 3-Orange 4-Brown 5-White	16 600V 8A	6 FT 12 FT 20 FT	MIN-60-2423-1 ** MIN-60-2423-2 ** MIN-60-2423-3 **	
	6	1-White 2-Red 3-Green/Yellow 4-Orange 5-Black 6-Blue	16 600V 8A	3 FT 6 FT 12 FT 20 FT 30 FT	MIN-6FP-3 MIN-6FP-6 MIN-6FP-12 MIN-6FP-20 MIN-6FP-30	MIN-6MP-3 MIN-6MP-6 MIN-6MP-12 MIN-6MP-20 MIN-6MP-30

For Stainless Steel or Nylon coupling nut, add a "-SS" suffix for Stainless or "-N" for Nylon (e.g. MIN-3FP-6 becomes MIN-3FP-6-SS). *Black cable is available for these cordsets. **Common Color Code for Allen-Bradley®***
Photo-Electric Devices. *** Registered Trademark of Allen-Bradley Company, LLC

Specifications:
Please see Page A-5.



Straight Female Plug

MIN Series Size I Cordsets

North American Color Code ❖ PVC Cable ❖ 16 AWG 600V Right Angle Plugs



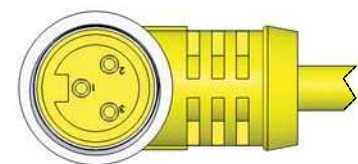
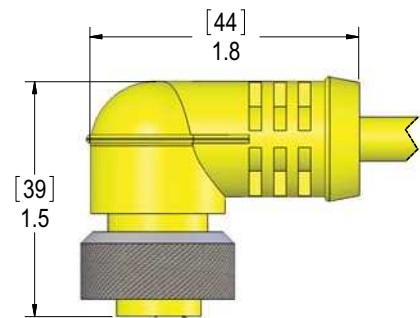
MIN Series Size I Cordsets

Face View of Male	# of Poles	Color Code	Wire AWG Rating	Length	Female Plugs	Male Plugs
					Right Angle	Right Angle
	2	1-White 2-Black	16 600V 13A	3 FT 6 FT 12 FT 20 FT 30 FT	MIN-2FP-3-R MIN-2FP-6-R MIN-2FP-12-R MIN-2FP-20-R MIN-2FP-30-R	MIN-2MP-3-R MIN-2MP-6-R MIN-2MP-12-R MIN-2MP-20-R MIN-2MP-30-R
	3	1-Green/Yellow 2-Black 3-White	16 600V 13A	3 FT 6 FT 12 FT 20 FT 30 FT	MIN-3FP-3-R MIN-3FP-6-R MIN-3FP-12-R MIN-3FP-20-R MIN-3FP-30-R	MIN-3MP-3-R MIN-3MP-6-R MIN-3MP-12-R MIN-3MP-20-R MIN-3MP-30-R
	4	1-Black 2-White 3-Red 4-Green/Yellow	16 600V 10A	3 FT 6 FT 12 FT 20 FT 30 FT	MIN-4FP-3-R MIN-4FP-6-R MIN-4FP-12-R MIN-4FP-20-R MIN-4FP-30-R	MIN-4MP-3-R MIN-4MP-6-R MIN-4MP-12-R MIN-4MP-20-R MIN-4MP-30-R
	5	1-White 2-Red 3-Green/Yellow 4-Orange 5-Black	16 600V 8A	3 FT 6 FT 12 FT 20 FT 30 FT	MIN-5FP-3-R MIN-5FP-6-R MIN-5FP-12-R MIN-5FP-20-R MIN-5FP-30-R	MIN-5MP-3-R MIN-5MP-6-R MIN-5MP-12-R MIN-5MP-20-R MIN-5MP-30-R
	6	1-White 2-Red 3-Green/Yellow 4-Orange 5-Black 6-Blue	16 600V 8A	3 FT 6 FT 12 FT 20 FT 30 FT	MIN-6FP-3-R MIN-6FP-6-R MIN-6FP-12-R MIN-6FP-20-R MIN-6FP-30-R	MIN-6MP-3-R MIN-6MP-6-R MIN-6MP-12-R MIN-6MP-20-R MIN-6MP-30-R

Please consult factory for Stainless Steel or Nylon coupling nuts. Black cable is available for some cables. Please consult the factory for part number and availability. Minimums may apply.

Specifications:

Body: Oil Resistant Yellow PVC
Contacts: Copper Alloy with Gold Plating
Coupling Nut: Clear Anodized Aluminum
Cable: Oil Resistant Yellow PVC Jacket,
 Rated at 600V, 105°C,
 Non-Wicking, Non-Hygroscopic, UL Style STOW
Conductors: 16 AWG Bare Copper, PVC Insulated
Temperature: -40°C to +105°C (-40°F to +221°F)
Protection: IP 67
Approvals: U.S.: UL Recognized
 Canada: C-UL Recognized



Right Angle Female Plug



MIN Series Size I Cordsets

North American Automotive Color Code PER ANSI B93.55M-1981

❖ PVC Cable ❖ 16 AWG 600V Plugs ❖ 18 AWG 300V Plugs

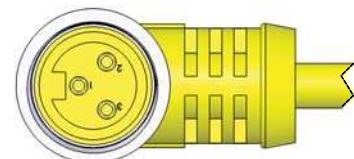
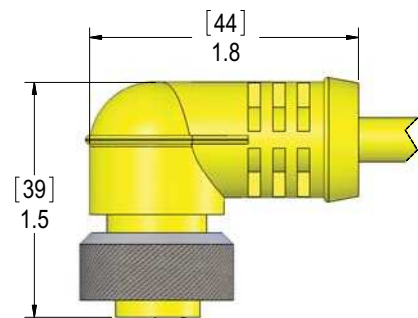
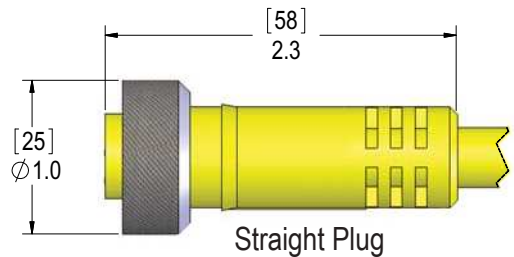
MIN Series Size I Cordsets

Face View of Male	# of Poles	Color Code	Wire AWG Rating	Length	Female Plugs		Male Plugs
					Straight	Right Angle	Straight
	3	1-Green/Yellow 2-Red w/ Black 3-Red w/ White	16 600V 13A	3 FT	MIN-3FP-3A	MIN-3FP-3A-R	MIN-3MP-3A
6 FT				MIN-3FP-6A	MIN-3FP-6A-R	MIN-3MP-6A	
12 FT				MIN-3FP-12A	MIN-3FP-12A-R	MIN-3MP-12A	
20 FT				MIN-3FP-20A	MIN-3FP-20A-R	MIN-3MP-20A	
30 FT				MIN-3FP-30A	MIN-3FP-30A-R	MIN-3MP-30A	
	3	1-Green/Yellow 2-Red w/ Black 3-Red w/ White	18 300V 10A	3 FT	MIN-3FPX-3A	MIN-3FPX-3A-R	MIN-3MPX-3A
6 FT				MIN-3FPX-6A	MIN-3FPX-6A-R	MIN-3MPX-6A	
12 FT				MIN-3FPX-12A	MIN-3FPX-12A-R	MIN-3MPX-12A	
20 FT				MIN-3FPX-20A	MIN-3FPX-20A-R	MIN-3MPX-20A	
30 FT				MIN-3FPX-30A	MIN-3FPX-30A-R	MIN-3MPX-30A	
	5	1-Red w/ White 2-Red 3-Green/Yellow 4-Red w/ Yellow 5-Red w/ Black	16 600V 8A	3 FT	MIN-5FP-3A	MIN-5FP-3A-R	MIN-5MP-3A
6 FT				MIN-5FP-6A	MIN-5FP-6A-R	MIN-5MP-6A	
12 FT				MIN-5FP-12A	MIN-5FP-12A-R	MIN-5MP-12A	
20 FT				MIN-5FP-20A	MIN-5FP-20A-R	MIN-5MP-20A	
30 FT				MIN-5FP-30A	MIN-5FP-30A-R	MIN-5MP-30A	
	5	1-Red w/ White 2-Red 3-Green/Yellow 4-Red w/ Yellow 5-Red w/ Black	18 300V 5.5A	3 FT	MIN-5FPX-3A	MIN-5FPX-3A-R	MIN-5MPX-3A
6 FT				MIN-5FPX-6A	MIN-5FPX-6A-R	MIN-5MPX-6A	
12 FT				MIN-5FPX-12A	MIN-5FPX-12A-R	MIN-5MPX-12A	
20 FT				MIN-5FPX-20A	MIN-5FPX-20A-R	MIN-5MPX-20A	
30 FT				MIN-5FPX-30A	MIN-5FPX-30A-R	MIN-5MPX-30A	

For Stainless Steel or Nylon coupling nut on straight cordsets, add a "-SS" suffix for Stainless or "-N" for Nylon (e.g. MIN-3FP-6A becomes MIN-3FP-6A-SS). Please consult the factory for right angle male connections.

Specifications:

- Body: Oil Resistant Yellow PVC
- Contacts: Copper Alloy with Gold Plating
- Coupling Nut: Clear Anodized Aluminum
- Cable: Oil Resistant Yellow PVC Jacket,
16 AWG STOW, Rated at 600V, 105°C
18 AWG AWM 2661 Rated at 300V, 105°C
Non-Wicking, Non-Hygroscopic
- Conductors: 16 AWG Bare Copper, PVC Insulated
18 AWG Bare Copper, PVC Insulated
- Temperature: -40°C to +105°C (-40°F to +221°F)
- Protection: IP 67
- Approvals: U.S.: UL Recognized
Canada: C-UL Recognized



MIN Series Size I

Male-Female Extension Cables ❖ PVC Cable ❖ 16 AWG 600V Plugs
❖ 18 AWG 300V Plugs



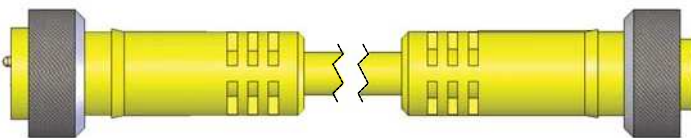
Adapter couplings that allow user to mate a male plug to a female plug are necessary for most of the MIN Series Connectors. This is due to the use of female coupling nuts on both the male and female plugs. When mating to a receptacle, the adapter is not necessary. See accessory items (page A-14).

Face View of Male	# of Poles	Length	Male - Female Extension Cables		Length	Male (Male Threads) to Female (Female Threads)
			16 AWG	18 AWG		18 AWG
	2	3 FT	MIN-2MFP-3	MIN-2MFPX-3	1 M	MINE-2MFPX-1M
		6 FT	MIN-2MFP-6	MIN-2MFPX-6	2 M	MINE-2MFPX-2M
		12 FT	MIN-2MFP-12	MIN-2MFPX-12	4 M	MINE-2MFPX-4M
		20 FT	MIN-2MFP-20	MIN-2MFPX-20	6 M	MINE-2MFPX-6M
		30 FT	MIN-2MFP-30	MIN-2MFPX-30	10 M	MINE-2MFPX-10M
	3	3 FT	MIN-3MFP-3	MIN-3MFPX-3	1 M	MINE-3MFPX-1M
		6 FT	MIN-3MFP-6	MIN-3MFPX-6	2 M	MINE-3MFPX-2M
		12 FT	MIN-3MFP-12	MIN-3MFPX-12	4 M	MINE-3MFPX-4M
		20 FT	MIN-3MFP-20	MIN-3MFPX-20	6 M	MINE-3MFPX-6M
		30 FT	MIN-3MFP-30	MIN-3MFPX-30	10 M	MINE-3MFPX-10M
	4	3 FT	MIN-4MFP-3	MIN-4MFPX-3	1 M	MINC-4MFPX-1M*
		6 FT	MIN-4MFP-6	MIN-4MFPX-6	2 M	MINC-4MFPX-2M*
		12 FT	MIN-4MFP-12	MIN-4MFPX-12	4 M	MINC-4MFPX-4M*
		20 FT	MIN-4MFP-20	MIN-4MFPX-20	6 M	MINC-4MFPX-6M*
		30 FT	MIN-4MFP-30	MIN-4MFPX-30	10 M	MINC-4MFPX-10M*
	5	3 FT	MIN-5MFP-3	MIN-5MFPX-3	1 M	MINE-5MFPX-1M
		6 FT	MIN-5MFP-6	MIN-5MFPX-6	2 M	MINE-5MFPX-2M
		12 FT	MIN-5MFP-12	MIN-5MFPX-12	4 M	MINE-5MFPX-4M
		20 FT	MIN-5MFP-20	MIN-5MFPX-20	6 M	MINE-5MFPX-6M
		30 FT	MIN-5MFP-30	MIN-5MFPX-30	10 M	MINE-5MFPX-10M
	6	3 FT	MIN-6MFP-3	MIN-6MFPX-3	1 M	MINE-6MFPX-1M
		6 FT	MIN-6MFP-6	MIN-6MFPX-6	2 M	MINE-6MFPX-2M
		12 FT	MIN-6MFP-12	MIN-6MFPX-12	4 M	MINE-6MFPX-4M
		20 FT	MIN-6MFP-20	MIN-6MFPX-20	6 M	MINE-6MFPX-6M
		30 FT	MIN-6MFP-30	MIN-6MFPX-30	10 M	MINE-6MFPX-10M

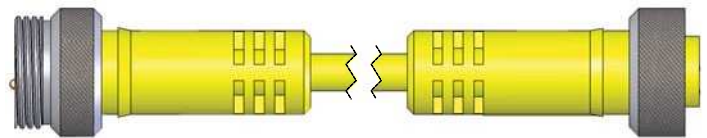
MIN Series Size I Corsets

Please consult the factory for polyurethane (PUR) extension cables, right angle versions, and stainless steel or nylon couplings.

*For the MINC face view see page A-3.



Male - Female Extension Cable



Male (Male Threads) to Female (Female Threads)



MIN Series Size I Cordsets

Polyurethane Jacket ❖ 16 AWG 600V Plugs ❖ 18 AWG 300V Plugs

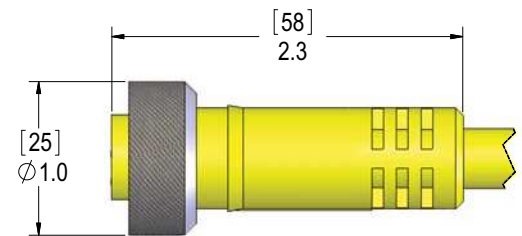
MIN Series Size I Cordsets

Face View of Male	# of Poles	Color Code	Wire AWG Rating	Length	Female Plugs		Male Plugs
					Straight	Right Angle	Straight
	3	1-Green/Yellow 2-Black 3-White	16 600V 13A	3 FT 6 FT 12 FT 20 FT 30 FT	MINP-3FP-3 MINP-3FP-6 MINP-3FP-12 MINP-3FP-20 MINP-3FP-30	MINP-3FP-3-R MINP-3FP-6-R MINP-3FP-12-R MINP-3FP-20-R MINP-3FP-30-R	MINP-3MP-3 MINP-3MP-6 MINP-3MP-12 MINP-3MP-20 MINP-3MP-30
	4	1-Brown 2-White 3-Blue 4-Black	18 300V 5.5A	1 M 2 M 4 M 6 M 10 M	MINCP-4FPX-1M MINCP-4FPX-2M MINCP-4FPX-4M MINCP-4FPX-6M MINCP-4FPX-10M	MINCP-4FPX-1M-R MINCP-4FPX-2M-R MINCP-4FPX-4M-R MINCP-4FPX-6M-R MINCP-4FPX-10M-R	Consult Factory
	5	1-White 2-Red 3-Green/Yellow 4-Orange 5-Black	16 600V 8A	3 FT 6 FT 12 FT 20 FT 30 FT	MINP-5FP-3 MINP-5FP-6 MINP-5FP-12 MINP-5FP-20 MINP-5FP-30	MINP-5FP-3-R MINP-5FP-6-R MINP-5FP-12-R MINP-5FP-20-R MINP-5FP-30-R	MINP-5MP-3 MINP-5MP-6 MINP-5MP-12 MINP-5MP-20 MINP-5MP-30
	6	1-White 2-Red 3-Green/Yellow 4-Orange 5-Black 6-Blue	18 300V 5.5A	3 FT 6 FT 12 FT 20 FT 30 FT	MINP-6FPX-3 MINP-6FPX-6 MINP-6FPX-12 MINP-6FPX-20 MINP-6FPX-30	MINP-6FPX-3-R MINP-6FPX-6-R MINP-6FPX-12-R MINP-6FPX-20-R MINP-6FPX-30-R	MINP-6MPX-3 MINP-6MPX-6 MINP-6MPX-12 MINP-6MPX-20 MINP-6MPX-30

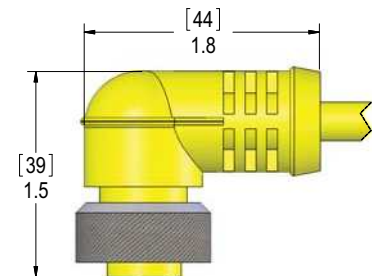
For Stainless Steel or Nylon coupling nut, add a "-SS" suffix for Stainless or "-N" for Nylon (e.g. MINP-3FP-6 becomes MINP-3FP-6-SS) on straight cordsets. Please consult the factory for stainless steel or nylon right angle cordsets.

Specifications:

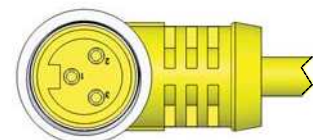
- Body: Oil Resistant Yellow Polyurethane (PUR)
- Contacts: Copper Alloy with Gold Plating
- Coupling Nut: Clear Anodized Aluminum
- Cable: Oil resistant Yellow Polyurethane Jacket,
 - 16 AWG: Rated at 600V, 80°C
 - 18 AWG: Rated at 300V, 80°C,
- Non-Wicking, Non-Hygroscopic, UL Style 20233
- Conductors:
 - 16 AWG Bare Copper, PVC Insulated
 - 18 AWG Bare Copper, PVC Insulated
- Temperature: -40°C to +80°C (-40°F to +176°F)
- Protection: IP 67
- Approvals:
 - U.S.: UL Recognized
 - Canada: C-UL Recognized



Straight Plug



Right Angle Female Plug



MIN Series Size I Cordsets

North American Color Code ❖ TPE Jacket ❖ 16 AWG 600V

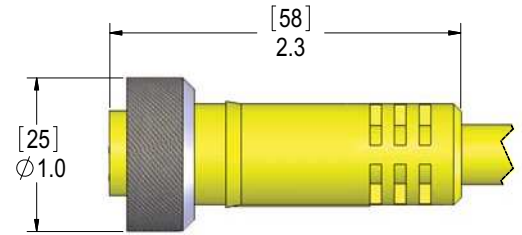


Face View of Male	# of Poles	Color Code	Wire AWG Rating	Length	Female Plugs		Male Plugs	Male - Female Extension Cables
					Straight	Right Angle	Straight	
	3	1-Green/Yellow 2-Black 3-White	16 600V 13A	3 FT	MINW-3FP-3	MINW-3FP-3-R	MINW-3MP-3	MINW-3MFP-3
				6 FT	MINW-3FP-6	MINW-3FP-6-R	MINW-3MP-6	MINW-3MFP-6
				12 FT	MINW-3FP-12	MINW-3FP-12-R	MINW-3MP-12	MINW-3MFP-12
				20 FT	MINW-3FP-20	MINW-3FP-20-R	MINW-3MP-20	MINW-3MFP-20
				30 FT	MINW-3FP-30	MINW-3FP-30-R	MINW-3MP-30	MINW-3MFP-30
	5	1-White 2-Red 3-Green/Yellow 4-Orange 5-Black	16 600V 8A	3 FT	MINW-5FP-3	MINW-5FP-3-R	MINW-5MP-3	MINW-5MFP-3
				6 FT	MINW-5FP-6	MINW-5FP-6-R	MINW-5MP-6	MINW-5MFP-6
				12 FT	MINW-5FP-12	MINW-5FP-12-R	MINW-5MP-12	MINW-5MFP-12
				20 FT	MINW-5FP-20	MINW-5FP-20-R	MINW-5MP-20	MINW-5MFP-20
				30 FT	MINW-5FP-30	MINW-5FP-30-R	MINW-5MP-30	MINW-5MFP-30

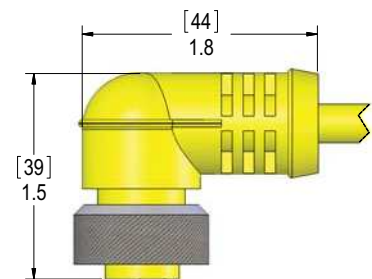
MIN Series Size I Cordsets

Specifications:

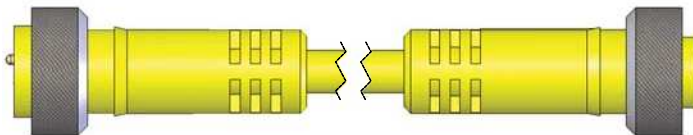
- Body: Oil Resistant Yellow PVC
- Contacts: Copper Alloy with Gold Plating
- Coupling Nut: Clear Anodized Aluminum
- Cable: Weld Slag Resistant Yellow TPE Jacket,
16 AWG Rated at 600V, 80°C
Non-Wicking, Non-Hygroscopic, SEOOW Style
- Temperature: -40°C to +80°C (-40°F to +176°F)
- Protection: IP 67
- Approvals: U.S.: UL Recognized
Canada: C-UL Recognized



Straight Plug



Right Angle Female Plug

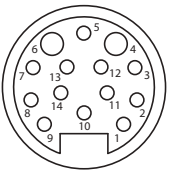


Male - Female Extension

MIN Series Size I Cordsets

North American Color Code ❖ Polyurethane Jacket ❖ 18, 22 AWG 300V Plugs
❖ Male-Female Extension Cables

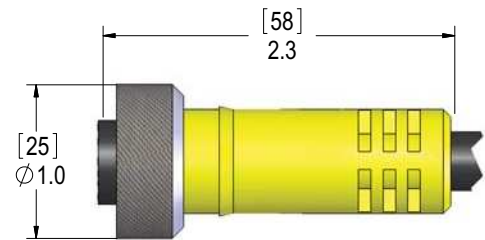
MIN Series Size I Cordsets

Face View of Male	# of Poles	Color Code	Wire AWG Rating	Length	Female Plugs	Male Plugs	Male - Female Extension Cables
	14	1-Gray w/Pink 2-White w/ Green 3-White w/ Yellow 4-Brown* 5-Brown w/ Yellow 6-Blue* 7-Yellow 8-Green 9-Pink 10-White 11-Red w/ Blue 12-Brown w/ Green 13-Gray 14-Red	18/2 300V 8A ---- 22/12 300V 2A	2 M 5 M 10 M	MINP-14FP-2M MINP-14FP-5M MINP-14FP-10M	MINP-14MP-2M MINP-14MP-5M MINP-14MP-10M	MINP-14MFP-2M MINP-14MFP-5M MINP-14MFP-10M

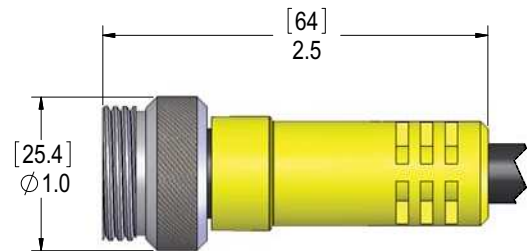
*Note: Pins 4 and 6 have 18 AWG wires.

Specifications:

Body: Oil Resistant Yellow Polyurethane (PUR)
 Insert: Polyamide
 Seal: NBR
 Contacts: Copper Alloy with Gold Plating
 Coupling Nut: Clear Anodized Aluminum
 Cable: Oil Resistant Black PUR Jacket,
 18 & 22 AWG Rated at 300V, 80°C
 Non-Wicking, Non-Hygroscopic, AWM Style 20233
 Temperature: -40°C to +80°C (-40°F to +176°F)
 Protection: IP 67

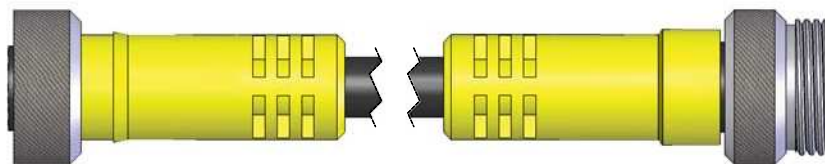


Straight Female Plug



Straight Male Plug

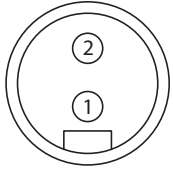
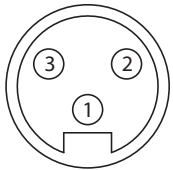
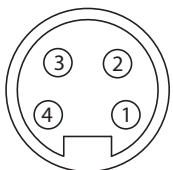
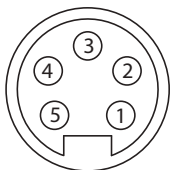
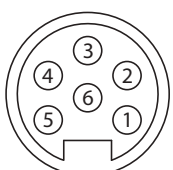
Extension Cable



MIN Series Size I

Dummy Plugs ❖ Jumpered Pins



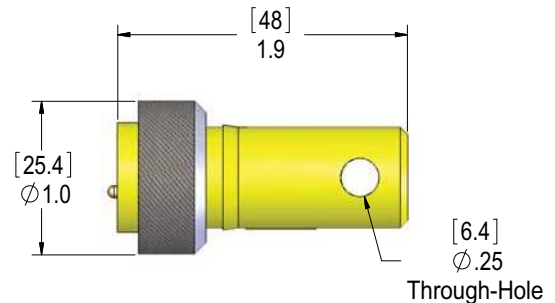
Face View of Male	# of Poles	Jumpers	Female Plugs	Male Plugs
	2	1 to 2	MIN-2FP-DP1	MIN-2MP-DP1
	3	2 to 3	MIN-3FP-DP1	MIN-3MP-DP1
	4	1 to 2 3 to 4	MIN-4FP-DP1	MIN-4MP-DP1
	5	2 to 4	MIN-5FP-DP1	MIN-5MP-DP1
	6	1 to 2 4 to 5	MIN-6FP-DP1	MIN-6MP-DP1

For Stainless Steel or Nylon locking ring, add a "-SS" suffix for Stainless or "-N" for Nylon (e.g. MIN-3FP-DP1 becomes MIN-3FP-DP1-SS). Alternate wiring is available, please consult the factory.

DeviceNet and Profibus terminating plugs are available, please see the DeviceNet & Profibus sections.

Specifications:

- Body: Oil Resistant Yellow PVC
- Contacts: Copper Alloy with Gold Plating
- Coupling Nut: Clear Anodized Aluminum
- Jumpers: 18 AWG
- Temperature: -40°C to +105°C (-40°F to +221°F)
- Protection: IP 67

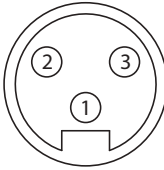
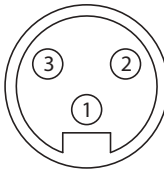
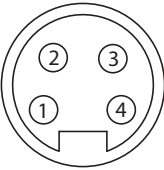
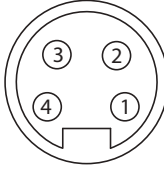
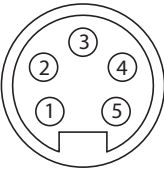
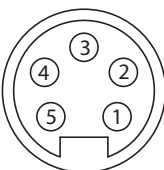




MIN Series Size I "T" Connector

Male to Two Female "T"

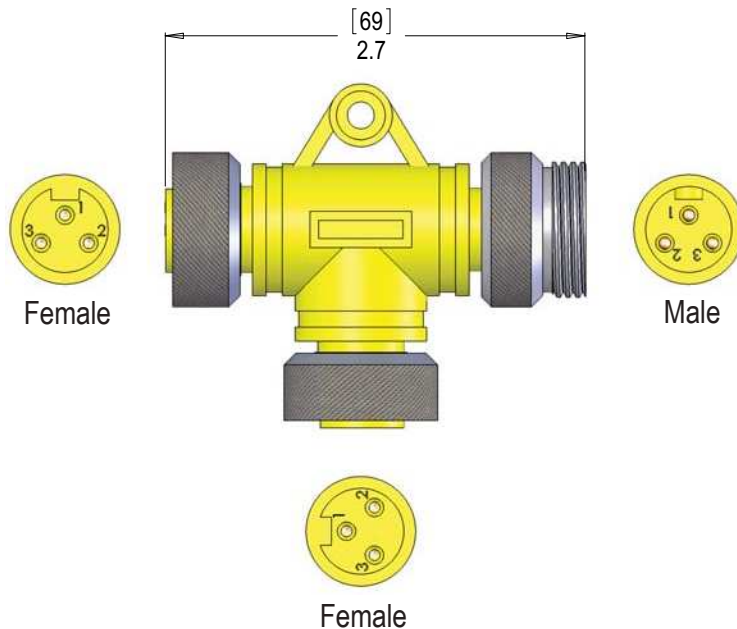
MIN Series Size I Cordsets

Face View of Female	# of Poles	Rating	Part Numbers	Wiring	Face View of Male
	3	300V 8A	MIN-3MFF-T	1 to 1 to 1 2 to 2 to 2 3 to 3 to 3	
	4	300V 8A	MIN-4MFF-T	1 to 1 to 1 2 to 2 to 2 3 to 3 to 3 4 to 4 to 4	
	5	300V 8A	MIN-5MFF-T	1 to 1 to 1 2 to 2 to 2 3 to 3 to 3 4 to 4 to 4 5 to 5 to 5	

Stainless Steel Couplings are available; please consult the factory for part number and availability.

Specifications:

- Body: Oil Resistant Yellow PVC
- Contacts: Copper Alloy with Gold Plating
- Coupling Nut: Clear Anodized Aluminum
- Temperature: -40°C to +105°C (-40°F to +221°F)
- Protection: IP 67
- Approvals: U.S.: UL Recognized
Canada: C-UL Recognized



MIN Series Size I Field Wireable Plugs

16-22 AWG 600V



Face View of Male	# of Poles	Wire AWG Rating	Cable O.D. Range	Female Straight (Female Threads)	Male Straight (Female Threads)	Male Straight (Male Threads)
	3	14-22 600V MAX 18A MAX	5-13 mm 8-17 mm	MIN-3FP-FW MIN-3FP-FWX	MIN-3MP-FW MIN-3MP-FWX	MIN-3MPM-FW MIN-3MPM-FWX
	4	14-22 600V MAX 15A MAX	5-13 mm 8-17 mm	MIN-4FP-FW MIN-4FP-FWX	MIN-4MP-FW MIN-4MP-FWX	MIN-4MPM-FW MIN-4MPM-FWX
	4	14-22 600V MAX 15A MAX	5-13 mm 8-17 mm	MINC-4FP-FW MINC-4FP-FWX		MINC-4MP-FW MINC-4MP-FWX
	5	14-22 600V MAX 12A MAX	5-13 mm 8-17 mm	MIN-5FP-FW MIN-5FP-FWX	MIN-5MP-FW MIN-5MP-FWX	MIN-5MPM-FW MIN-5MPM-FWX
	6	16-22 600V MAX 8A MAX	5-13 mm 8-17 mm	MIN-6FP-FW MIN-6FP-FWX	MIN-6MP-FW MIN-6MP-FWX	MIN-6MPM-FW MIN-6MPM-FWX

MIN Series Size I Coradsets

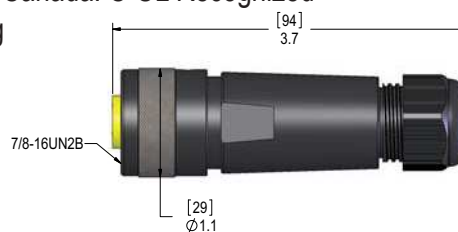
Connection via screw terminal. Voltage and amperage ratings are cable dependent and are based on 600V 14 AWG cable. Cables with lower voltage ratings and smaller conductors will lower these ratings.

Specifications:

- Body: Polyamide
- Contacts: Copper Alloy with Gold Plating
- O-Ring: BUNA-N
- Coupling Nut: Black Anodized Aluminum
- Insert: PVC
- Temperature: -40°C to +90°C (-40°F to +194°F)
- Protection: IP 67
- Approvals: US: UL Recognized; Canada: C-UL Recognized
6 Pole is UL-Pending



Male Straight (Female Threads)



Female Straight (Female Threads)



Male Straight (Male Threads)

A-13



MIN Series Size I Accessories

Caps ❖ Adapter Coupling ❖ Plug

MIN Series Size I Cordsets

Closure Caps			
Part Number: MIN-CAP (For covering receptacles & plugs with male threads)		Part Number: MIN-PLUG (For covering receptacles & plugs with female threads)	
0.170" Diameter Mounting Hole for Securing Chain. Materials: Clear Anodized Aluminum with Nickel Plated Brass Chain and Hardware.			

Plastic Closure Cap			
Part Number: MIN-CAP-PASW (For covering receptacles & plugs with male threads)		Side View	
Tether mounts under receptacles with 1/2" NPT or M20 mounting threads and also serves as a gasket. For male plugs with male threads, tether will attach to the plug. Material: NBR			

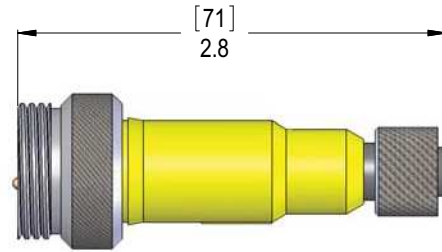
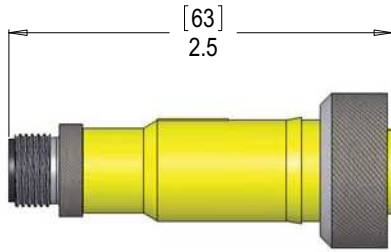
MIN Series I Adapter Coupling			
Part Number: MIN-XMP-AD (For connecting male & female plugs with female couplings)		Material	Clear Anodized Aluminum
Part Number: MIN-XMP-AD-SS (For connecting male & female plugs with female couplings)		Material	Stainless Steel

MIN Series I Plug			
Part Number: MIN-PLUG-N (For covering receptacles & plugs with female threads)		Material	Clear Anodized Aluminum

NBR Tether is available for the MIN-CAP and MIN-PLUG. Please consult the factory for part number and availability.

MIN Series Size I Accessories

Accessories ❖ MIN to MDC Adapter Plugs



MIN Series Size I Coradsets

MICRO-DC Male to MIN Female				MIN Male to MDC Female			
Face View of Male	Connection Diagram	Face View of Female	Part Number	Face View of Male	Connection Diagram	Face View of Female	Part Number
			MDCIN-3MFP-AD1				MINEDC-3MFP-AD1
			MDCIN-4MFP-AD1				MINEDC-4MFP-AD1
			MDCIN-5MFP-AD1				MINEDC-5MFP-AD1

Specifications:

Body: Oil Resistant Yellow PVC
 Contacts: Copper Alloy with Gold Plating
 Coupling Nuts: MDC: Nickel Plated Brass
 MIN: Clear Anodized Aluminum
 Inserts: MDC: Polyamide
 MIN: Oil Resistant Yellow PVC
 O-Ring: BUNA-N
 Ratings: 300V, 4A

