



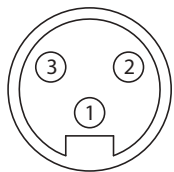
MIN Power Series

MIN Power

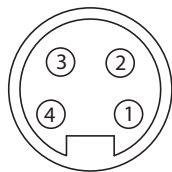
Cordsets 2-3



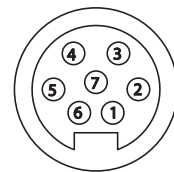
Receptacles 4



3 Pole



4 Pole



7 Pole



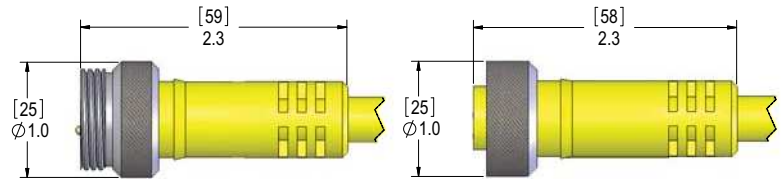
MIN Power Series Size I Cordsets

North American Color Code ❖ PVC Cable ❖ 14 AWG 600V Plugs

Face View of Male	# of Poles	Color Code	Wire AWG Rating	Length	Female Plugs		Male Plugs
					Straight	Right Angle	Straight
	3	1-Green/Yellow 2-Black 3-White	14 600V 18A	3 FT	MINH-3FP-3	MINH-3FP-3-R	MINH-3MP-3
6 FT				MINH-3FP-6	MINH-3FP-6-R	MINH-3MP-6	
12 FT				MINH-3FP-12	MINH-3FP-12-R	MINH-3MP-12	
20 FT				MINH-3FP-20	MINH-3FP-20-R	MINH-3MP-20	
30 FT				MINH-3FP-30	MINH-3FP-30-R	MINH-3MP-30	
	4	1-Black 2-White 3-Red 4-Green/Yellow	14 600V 15A	3 FT	MINH-4FP-3	MINH-4FP-3-R	MINH-4MP-3
6 FT				MINH-4FP-6	MINH-4FP-6-R	MINH-4MP-6	
12 FT				MINH-4FP-12	MINH-4FP-12-R	MINH-4MP-12	
20 FT				MINH-4FP-20	MINH-4FP-20-R	MINH-4MP-20	
30 FT				MINH-4FP-30	MINH-4FP-30-R	MINH-4MP-30	

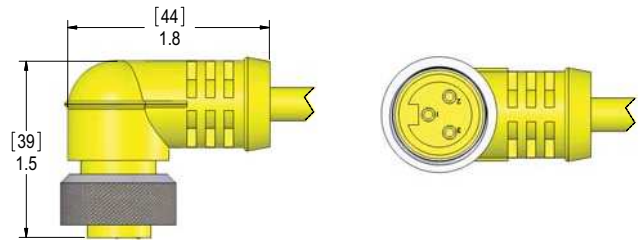
Specifications:

Body: 3 Pole: Oil Resistant Gray PVC
 4 Pole: Oil Resistant Yellow PVC
Contacts: Copper Alloy with Gold Plating
Coupling Nut: Clear Anodized Aluminum
Cable: 3 Conductors: Oil Resistant Gray PVC Jacket,
 4 Conductors: Oil Resistant Yellow PVC Jacket,
 Rated at 600V, 105°C, Non-Wicking,
 Non-Hygroscopic, UL Style STOW or
 AWM Style 2662
Conductors: 14 AWG Bare Copper, PVC Insulated
Temperature: -40°C to +105°C (-40°F to +221°F)
Protection: IP 67
Approvals: U.S.: UL Recognized
 Canada: C-UL Recognized



Straight Male Plug

Straight Female Plug



Right Angle Female Plug

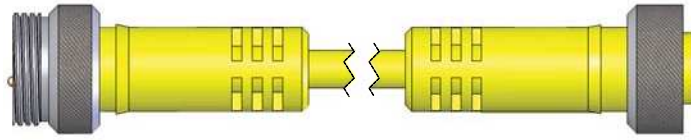
Mixed Power						
Face View of Male	# of Poles	Color Code	Wire AWG Rating	Length	Part Number	
					Female Plug	Male Plug
	7	1-White w/ Black 2-Black 3-White 4-Red 5-Orange 6-Blue 7-Green/Yellow	14/2 600V 10A	12 FT	MINH-7FPX-12	MINH-7MPX-12
20 FT				MINH-7FPX-20	MINH-7MPX-20	
30 FT				MINH-7FPX-30	MINH-7MPX-30	


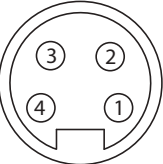
PVC Cable, rated at 105°C, 14/2, 18/5 AWM 2586, 600V. Pins 2 and 3 have 14 AWG wires.

Approvals: U.S.: UL Pending
 Canada: C-UL Pending

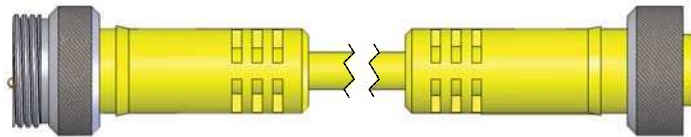
MIN Power Series Size I Cordsets


Male-Female Extension Cables ❖ PVC Cable ❖ 14 AWG 600V Plugs



Face View of Male	# of Poles	Wire AWG Rating	Length	Part Number
	3	14 600V 18A	3 FT	MINH-3MFP-3
			6 FT	MINH-3MFP-6
			12 FT	MINH-3MFP-12
			20 FT	MINH-3MFP-20
			30 FT	MINH-3MFP-30
	4	14 600V 15A	3 FT	MINH-4MFP-3
			6 FT	MINH-4MFP-6
			12 FT	MINH-4MFP-12
			20 FT	MINH-4MFP-20
			30 FT	MINH-4MFP-30

Available options: for Extension Cables with right angle female ends, or stainless steel, please consult the factory.



Mixed Power Male-Female Extension				
Face View of Male	# of Poles	Wire AWG Rating	Length	Part Number
	7	14/2 600V 10A	12 FT	MINH-7MFPX-12
		18/5 600V 5A	20 FT	MINH-7MFPX-20
			30 FT	MINH-7MFPX-30

PVC Cable, rated at 105°C, 14/2, 18/5 AWM 2586, 600V. Pins 2 and 3 have 14 AWG wires.

Approvals: U.S.: UL Pending
Canada: C-UL Pending

MIN Power



MIN Power Series Size I Receptacles

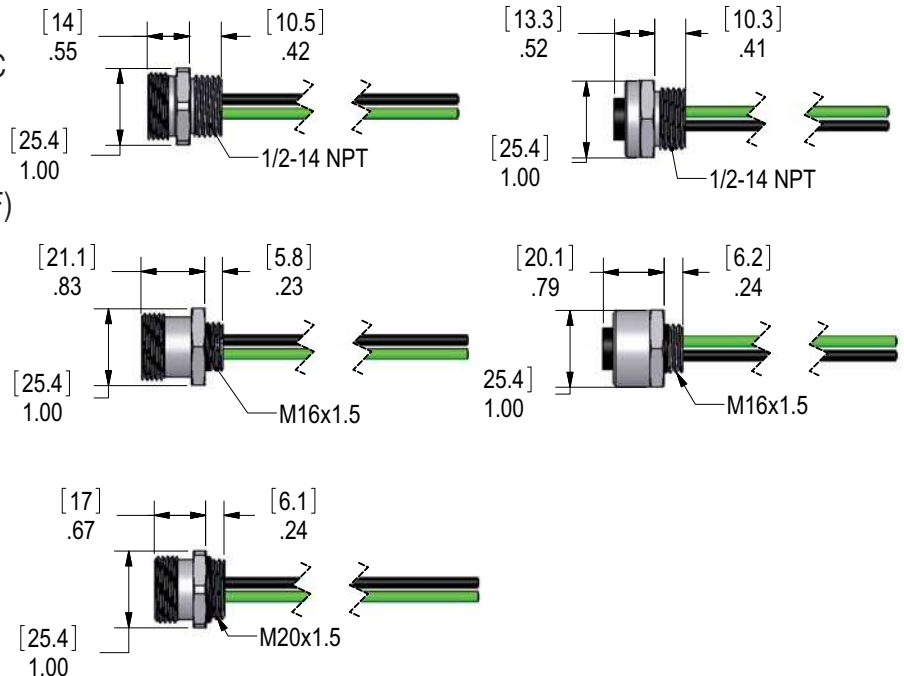
North American Color Code ❖ 1/2" - 14 NPT Threads ❖ Metric Threads

Face View of Male	# of Poles	Color Code	Wire AWG Rating	Thread Type	Length	Male Receptacles	Female Receptacle
	3	1-Green/Yellow 2-Black 3-White	14 600V 18A	1/2" NPT	1 FT 3 FT 6 FT	MINH-3MR-1 MINH-3MR-3 MINH-3MR-6	MINH-3FR-1 MINH-3FR-3 MINH-3FR-6
				M16 x 1.5	1 FT 3 FT 6 FT	MINH-3MR-1-M16 MINH-3MR-3-M16 MINH-3MR-6-M16	MINH-3FR-1-M16 MINH-3FR-3-M16 MINH-3FR-6-M16
				M20 x 1.5	1 FT 3 FT 6 FT	MINH-3MR-1-M20 MINH-3MR-3-M20 MINH-3MR-6-M20	
	4	1-Black 2-White 3-Red 4-Green/Yellow	14 600V 15A	1/2" NPT	1 FT 3 FT 6 FT	MINH-4MR-1 MINH-4MR-3 MINH-4MR-6	MINH-4FR-1 MINH-4FR-3 MINH-4FR-6
				M16 x 1.5	1 FT 3 FT 6 FT	MINH-4MR-1-M16 MINH-4MR-3-M16 MINH-4MR-6-M16	MINH-4FR-1-M16 MINH-4FR-3-M16 MINH-4FR-6-M16
				M20 x 1.5	1 FT 3 FT 6 FT	MINH-4MR-1-M20 MINH-4MR-3-M20 MINH-4MR-6-M20	
	7	1-White w/ Black 2-Black 3-White 4-Red 5-Orange 6-Blue 7-Green/Yellow	14/2 & 18/5 300V 5A	1/2" NPT	1 FT 3 FT 6 FT	MINH-7MR-1 MINH-7MR-3 MINH-7MR-6	MINH-7FR-1 MINH-7FR-3 MINH-7FR-6
				M16 x 1.5	1 FT 3 FT 6 FT	MINH-7MR-1-M16 MINH-7MR-3-M16 MINH-7MR-6-M16	MINH-7FR-1-M16 MINH-7FR-3-M16 MINH-7FR-6-M16
				M20 x 1.5	1 FT 3 FT 6 FT	MINH-7MR-1-M20 MINH-7MR-3-M20 MINH-7MR-6-M20	

MIN Power

Specifications:

Shell: Clear Anodized Aluminum
Insulator: 105°C, Oil Resistant Yellow PVC
Wire: 14 AWG: UL Style 1015, 600V
 18 AWG: UL Style 1007, 300V
Contacts: Copper Alloy with Gold Plating
Temperature: -40°C to 105°C (-40°F to +221°F)
Protection: IP 67
Approvals: U.S.: UL Recognized
 Canada: C-UL Recognized



Male Receptacles

Female Receptacles